

Technical Specifications

Brand	WINGER 3 200 WB	WINGER 3 488 WB
Model	3 200	3 488
Seating Capacity	9 + D, 12 + D, 13 + D	12 + D, 15 + D
Engine Type	TATA DICOR 2.2 l BS6 RDE, Diesel	TATA DICOR 2.2 l BS6 RDE, Diesel
Power	74.8 kW @ 3 750 r/min	74.8 kW @ 3 750 r/min
Torque	200 Nm @ 1 250 - 3 500 r/min	200 Nm @ 1 250 - 3 500 r/min
Gearbox	Tata Winger Gearbox (TA-70) -5F / 1R, Synchronesh on all gears	Tata Winger Gearbox (TA-70) -5F / 1R, Synchronesh on all gears
Front Axle	Independent Stub Axle with CV Shaft arrangement	Independent Stub Axle with CV Shaft arrangement
Rear Axle	Rigid / Dead Type	Rigid / Dead Type
Steering	Power Steering Rack and Pinion	Power Steering Rack and Pinion
Battery	12 V, 80 Ah	12 V, 80 Ah
Alternator Capacity	150 A	150 A
Front Brakes	Disc Brakes with Twin Pot Calliper	Disc Brakes with Twin Pot Calliper
Rear Brakes	Drum Brakes with ABS	Drum Brakes with ABS
Brake Type	Hydraulic Brakes with Vacuum Booster	Hydraulic Brakes with Vacuum Booster
Front Suspension	McPherson Strut with Coil Spring, Wishbone Type	McPherson Strut with Coil Spring, Wishbone Type
Rear Suspension	Parabolic Leaf Springs, with Hydraulic double acting telescopic type shock absorber	Parabolic Leaf Springs, with Hydraulic double acting telescopic type shock absorber
DEF Tank Capacity	16 l	16 l
Fuel Tank Capacity	60 l	60 l
Tyre Size	195 R 15 LT, 8PR	195 R 15 LT, 8PR
Turning Radius (TCD)	12 800 mm	13 600 mm
Wheelbase	3 200 mm	3 488 mm
Overall Length	4 940 mm	5 478 mm
Overall Width	1 905 mm	1 905 mm
Overall Height	2 110 mm	2 490 mm NAC & 2 670 mm AC
Engine Displacement	2 179 cc	2 179 cc
BS6 Technology	DOC+DPF+SCR	DOC+DPF+SCR


Available in both AC and Non-AC variants | Available in both High Roof & Flat Roof models

TATA MOTORS


For more information, visit
www.winger-tatamotors.com | ☎ 1800 209 7979

You can also contact our Sales Office: Tata Motors Limited, 4th Floor, Ahura Centre, 82, Mahakali Caves Road, MIDC, Andheri (East), Mumbai - 400 093.


All pictures shown are for illustration purpose only. Actual product may vary. CAUTION: Accessories shown in the picture or elsewhere do not constitute standard fitment. The specifications are merely indicative. Due to continuous product improvements, these specifications are liable to change without notice.




Widest Service Network




Tata Genuine Parts
in every location




Best-in-Class
RESALE Value




Assured Quality Repairs
within 15 days*



24-hour Vehicle
Restoration Program



3 YEARS
WARRANTY
300 000 KM



* Standard warranty, terms and conditions apply.

Winger models available for Tour & Travels,
Staff, Skool and Ambulance segments



3-YEAR/3-LAKH KM
WARRANTY

TATA MOTORS
FLEET EDGE

LOYALTY REWARDS

TATA ALERT

TATA MOTORS
SAMPOORNA
SEVA

AAPKE SAATH HAR KADAM

TOLL-FREE
18 00 20 97 979

TATA GENUINE PARTS

TATA SURAKSHA

TATA PROLIFE

TATA KAVACH

TATA MOTORS
Connecting Aspirations



Lamba ho ya chota
Banao har safar yaadgaar

New Tata Winger (9-15 Seater)



BS6 P2»»
Phase2 Ready

 Better Fuel Efficiency

 Lower Total Cost of Ownership

 Safer

 Smarter

 Greener


TATA
WINGER
AARAM KA HUMSAFAR

Best-in-class mileage TATA DICOR 2.2 l BS6 Engine




Power of Performance

- Well Proven TATA DICOR 2.2 l BS6 Ph2 Engine
- Power 75 kW @ 3 750 r/min, Torque 200 Nm @ 1 250 - 3 500 r/min



Monocoque Body Structure



McPherson Strut

Power of Comfort - Passenger & Driver



- McPherson Strut Coil Spring with Wishbone Type Suspension
- Monocoque Body Structure - Car like comfort

Power of Style & Design

- Premium tough design philosophy with new chrome plated Trust Bar with Tata Logo
- Integrated wrap-around DRL with Full LED technology



Power of Profit



- Best-in-class Fuel Efficiency in vans for higher profits
- Dual Mode Eco Switch - gives efficient engine management for higher fuel efficiency



Power of Convenience & Connectivity

- TATA Fleet Edge - Fleet Management System
- Fuel Consumption & Fuel Theft Monitoring and Vehicle Master and Reminders



-  Real time fuel consumption view & analysis
-  Analytical Reports



Power of Value

- TATA Sampoorna Seva 2.0
- Winger Promise 2.0

Value Enhancers BS6 P2

Winger RDE Additional Features & Advantages



- Deeper Gear Ratio**
- Improved driveability and gradeability



- Low Drag Calliper**
- Reduced brake drag for higher mileage



- Torque Based GSA**
- Better gear shift assist for higher mileage



- Improved External & Internal Connectivity**
- TCU Connectivity, FOTA Features: 4G SIM and USB socket